

rayLUX 25

DIRECTIONAL WHITE-LIGHT

High Performance White-Light LED illuminators provide class leading performance, long life, energy efficiency and zero maintenance. They incorporate the very latest surface mount LED's to deliver excellent optical output and outstanding reliability, providing even illumination and excellent night time images for surveillance cameras and general area lighting.

The RAYLUX 25 provides a world class 'White-Light' output of 110lm/W at the LED source, and an independently tested luminaire output of 800 lm at 15lm/w.

Each unit is fitted with Active LED Life Control to carefully control LED output, delivering consistent illumination power and a projected working life of 10 years.

RAYLUX illuminators are supplied with bracket and power supply. Control features on the power supply include adjustable power output, photocell and telemetry control. RAYLUX 25 is designed for low light installations up to 20m (66ft).

RAYLUX 25 is also available with low voltage PSU.



POWERFUL

- Quick Start
- **PLATINUM[®]** LED technology
- High Power - Low Running Costs

FLEXIBLE

- Various Angles (30, 50 or 120°)
- Fully Controllable Power Supply
- Optional Low Voltage PSU


RELIABLE

- 10 year life
- Active LED Life Control
- Vandal resistant

CONTROLLED

- Excellent Colour Rendition
- Even Output Illumination
- Low Running Costs

WHITE-LIGHT IN USE:



White-Light off



White-Light on


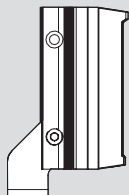
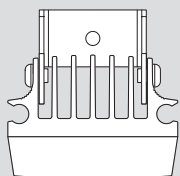
Version 3.2

APPLICATIONS



rayTEC[®]

TECHNICAL SPECIFICATIONS



ILLUMINATOR

Lumens: Source 110 per watt
lm/w – luminaire 15lm/w

Total lumens*: 800 per luminaire

Max Distance: up to 20m (66ft)

Angle: Various - see part codes

Optics: SMT LED's

Consumption: 15W max

Voltage: 14V current controlled

Colour Temperature:** 6500k

Colour

Reproduction Index:** 74-80+

Weight: 0.5kg (1.1lbs)

Environmental: IP66

Temp Range: -50 to +50°C (-58 to 122°F)

Cable Length: 2.5m

Colour: Silver

Wavelength: White-Light

Dimensions: 75 x 100 x 54mm
3" x 4" x 2" approx

BRACKETRY
U Bracket included.

POWER SUPPLY

Input: Universal 100-240V AC auto-sensing
Low Voltage 12-24V option also available

Output: 15W max

Temperature: -50 to +50°C (-58 to 122°F)

Weight: 0.9Kg (2lbs)

Dimensions: 160mm x 120mm x 80mm
6" x 5" x 3" approx

Standard PSU (included)

Adjustable photocell
Adjustable power output for IR
Telemetry Control

Alternative PSU Options include:

PRO and PRO-IQ intelligent range of power supplies with multi function options including remote dimming.

* Lumen output depends upon final lens selection. Lumen output shown based on average between 10 and 50 degree angles.

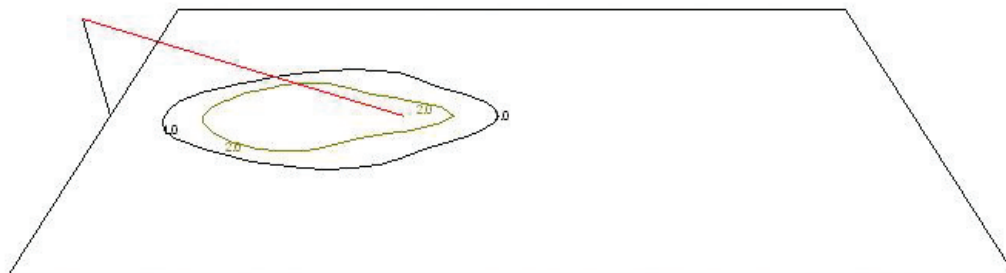
** Cool White as standard - Warm White options available. CRI published reflects range between Cool and Warm White.

5 YEAR WARRANTY

All Raytec CCTV illuminators are provided with a 5 year warranty, unmatched anywhere in the CCTV lighting industry. Raytec illuminators provide guaranteed long life!



Examples of PHOTOMETRIC DIAGRAMS for RL25 (Full photometry available)



Area 25m x 45m
6m mounting height
RL25-50

PART CODES

RL25-30	RAYLUX 25, 30°	Al, white-light + PSU
RL25-50	RAYLUX 25, 50°	Al, white-light + PSU
RL25-120	RAYLUX 25, 120°	Al, white-light + PSU

DISTANCES

20m (66ft)
14m (46ft)
8m (26ft)



Europe / Middle East: Tel: +44 (0) 1670 520055
Americas (Toll Free): Tel: +1 888 505 8335

Email: sales@rayteccctv.com
Email: ussales@rayteccctv.com
Web: www.rayteccctv.com